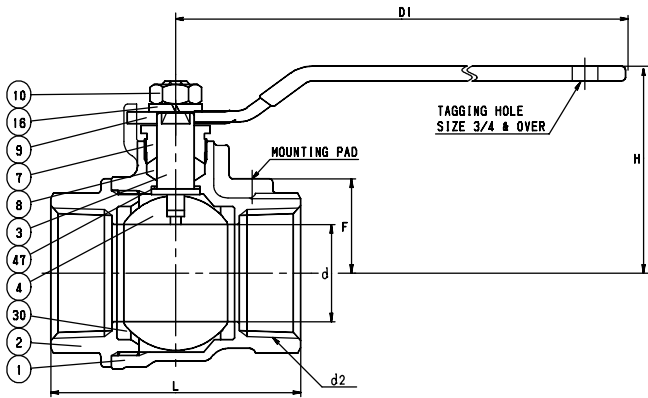


FORGED BRASS/CAST BRONZE BALL VALVE

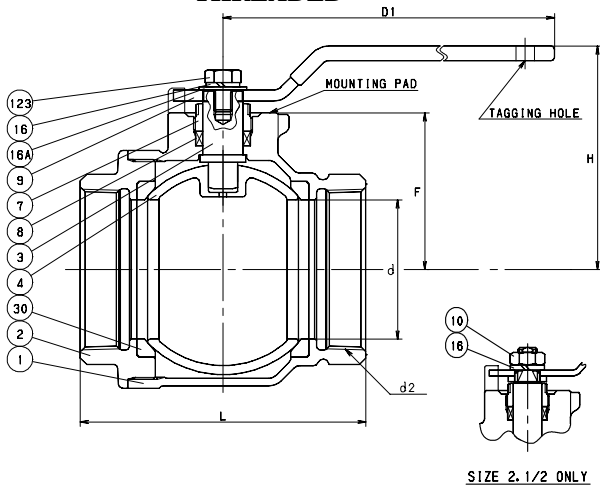
MOUNTING PAD

Two Piece Body • Full Port • Chrome Plated Ball
Blowout Proof Stem • PTFE Seats and Seals
CSA (US/C) • UL • FM** (1/4" - 2")

CODE # 68P (AKTAFP) THREADED



CODE # 68P (AKTAFP) 2 1/2" - 4" THREADED



SPECIFICATION

Approved valve shall have two piece forged brass or cast bronze body with mounting pad, blowout proof stem, PTFE seats/seals, chrome plated ball, and full port design. Valve sizes 1/4"-2" shall be pressure rated to 150 WSP/600 WOG and conform to MSS-SP 110 and certified to CSA, UL & FM. Valve sizes 2 1/2"-4" shall be pressure rated to 150 WSP/400 WOG and conform to MSS-SP 110.

KITZ Code No. 68P (AKTAFP) Threaded Ends

**CSA (US/C):

ASME B16.33 - 125G

CGA 3.16-M88 - 125G

UL-125, 842, 1769

FM-1140 - 175 WWP (Fire Protection Systems)

STANDARDS

END TO END	KITZ
END CONNECTION	ASME B1.20.1
WALL THICKNESS	KITZ

CONFORMS TO MSS-SP 110 - REPLACES US. FED.
SPEC. WWW-V-35B, TYPE II, CLASS A, STYLE 3

PRESSURE/TEMPERATURE

150 PSI - SATURATED STEAM TO 366°F
600 PSI (1/4"-2") - NON-SHOCK COLD WATER, OIL OR GAS
400 PSI (2 1/2"-4") - NON-SHOCK COLD WATER, OIL OR GAS

NOTE: PRESSURE/TEMPERATURE CHART - PAGE BV-29

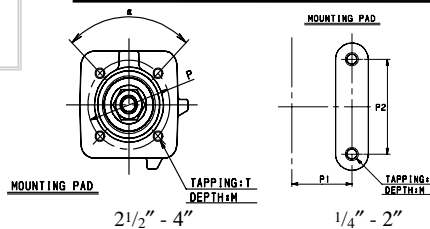
MATERIAL LIST

NO.	NAME OF PART	SPECIFICATION
1	BODY (2 1/2" - 4")	FORGED BRASS (B283, C37700) CAST BRONZE (B584, C84400)
2	BODY CAP (2 1/2" - 4")	FORGED BRASS (B283, C37700) CAST BRONZE (B584, C84400)
3	STEM	(1) SPECIAL BRASS (KITZ "K" METAL)
4	BALL (2 1/2" - 4")	(2) FORGED BRASS (B283, C37700) CAST BRONZE (B584, C84400)
7	GLAND	BRASS ROD (B16)
8	GLAND PACKING	PTFE
9	HANDLE	(3) CARBON STEEL
10	HANDLE NUT (2 1/2")	CARBON STEEL
16	SPRING WASHER	CARBON STEEL
16A	WASHER (3, 4")	CARBON STEEL
30	BALL SEAT	PTFE
123	HANDLE BOLT (3, 4")	CARBON STEEL

NOTES: (1) PROPRIETARY DEZINCIFICATION RESISTANT MATERIAL.
(2) CR. PLATING
(3) ELECTROPLATED ZINC WITH PLASTIC COVERING

DIMENSIONS - WEIGHTS - QUANTITIES

d2 SIZE	d	H	D1	L	P1	P2	F	APPROX. NET WT.	CARTON QTY
1/4	.39	1.54	3.23	1.61	.50	1.12	.55	48	120
3/8	.39	1.54	3.23	1.65	.50	1.12	.55	49	120
1/2	.59	1.65	3.23	2.01	.50	1.12	.72	52	96
3/4	.79	2.01	3.94	2.32	.87	1.37	.75	50	60
1	.98	2.32	5.12	2.52	.87	1.37	.94	51	36
1 1/4	1.26	2.52	5.12	3.86	.87	1.50	1.26	50	24
1 1/2	1.57	2.87	5.91	4.45	.93	1.50	1.46	54	16
2	1.97	3.15	5.91	4.96	.93	1.50	1.77	72	16
2 1/2	2.56	4.25	7.87	5.31	1.97	-	2.95	17	2
3	2.99	4.80	11.81	6.14	1.97	-	3.37	26	2
4	3.94	5.51	11.81	7.56	1.97	-	4.06	44	2



T - 10-24 UNC (1/4" - 1")
T - 1/4-20 UNC (1 1/4" - 2")
T - 4-M6 (2 1/2" - 4")
M - .35 (1 1/4", 2" - 4")
M - .31 (1/4" - 1", 1 1/2", 2")